



experts in
safety equipment
clothing
footwear
gloves
maintenance supplies

DATA SHEET

MODEL : 55H6200

Free standing trace heated emergency safety shower with additional body spray. The shower is fitted with a tough outer jacket surrounding pre-insulated metal pipe-work. Pulling the stainless steel handle, which opens both the 1" and ½" valves, operates the shower. The shower is fitted with self-draining spray nozzles. The inner standpipe is heated using 10w/m trace tape fitted with an ambient air-sensing thermostat to prevent the water overheating, suitable for either Safe Area or Zone 1&2 classifications.

MATERIAL

2" internal pipe-work either galvanised or stainless steel
1" valve either brass or stainless steel.
Polyethylene green outer jacket

DESIGN FEATURES

Strength against impact
75 l/min flow rate at 2.2 bar g
Impact and corrosion resistant

OPTIONS (Please indicate if required by marking the box next to the option)

Platform operation to the shower				
Shower sign with mounting bracket				
Unit voltage	110v		230v	
Indicator light	Safe Area		Zone 1&2	
Proximity switch	Safe Area		Zone 1&2	

Galvanised or stainless steel pipe-work		Galv.		St/St	
SERVICES					
M20 cable entry to junction box Water inlet 1¼" BSP male Four base plate holes suitable for M12 fixings					
For dimensions, please request GA Drawing					
Please request a copy of the IOM manual for site installation information. ISO 9000 and CE (where applicable) certification available on request.					
AUTH:	SLA	DATE:	12/03/02	REV:	01



experts in
safety equipment
clothing
footwear
gloves
maintenance supplies

DATA SHEET

MODEL : 55H6201

Free standing trace heated emergency safety shower with body spray and additional eye, face and body wash. The shower is fitted with a tough outer jacket surrounding pre-insulated metal pipe-work. Pulling the stainless steel handles on either shower or eyewash opens the valves and operates the unit. The shower is fitted with self-draining spray nozzles. The inner standpipe is heated using 10w/m trace tape fitted with an ambient air-sensing thermostat to prevent the water overheating, suitable for either Safe Area or Zone 1&2 classifications.

MATERIAL

2" internal pipe-work either galvanised or stainless steel
1" valve either brass or stainless steel.
1/2" valve either brass or stainless steel
Chrome plated aerators with mesh strainers
Polyethylene green outer jacket

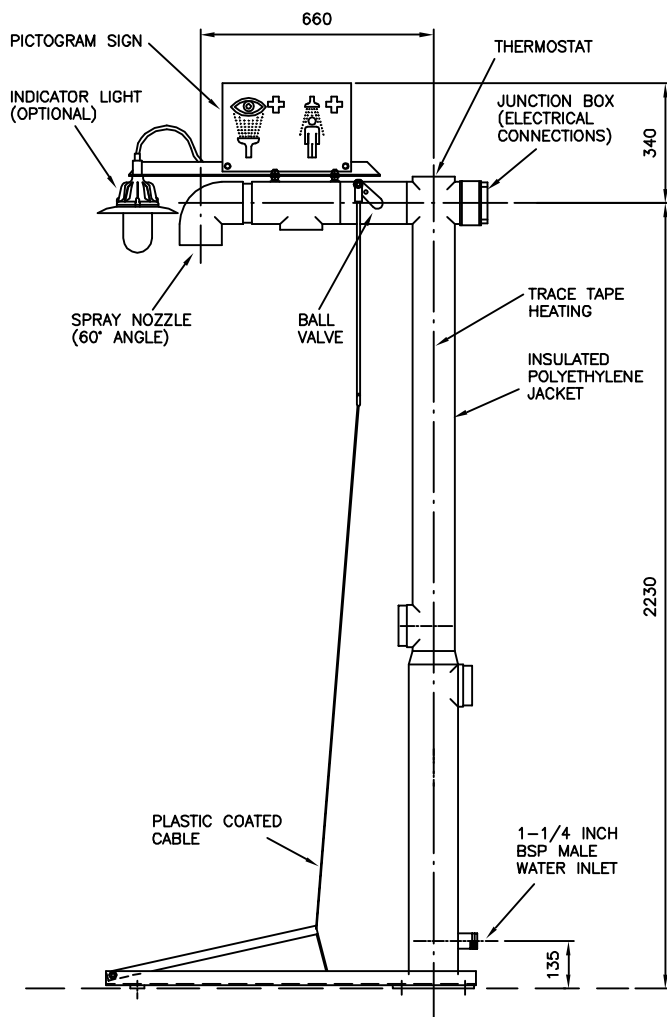
DESIGN FEATURES

Strength against impact
75 l/min flow rate at 2.2 bar g
9 l/min flow rate at 2.2 bar g
Corrosion resistant
Impact and corrosion resistant

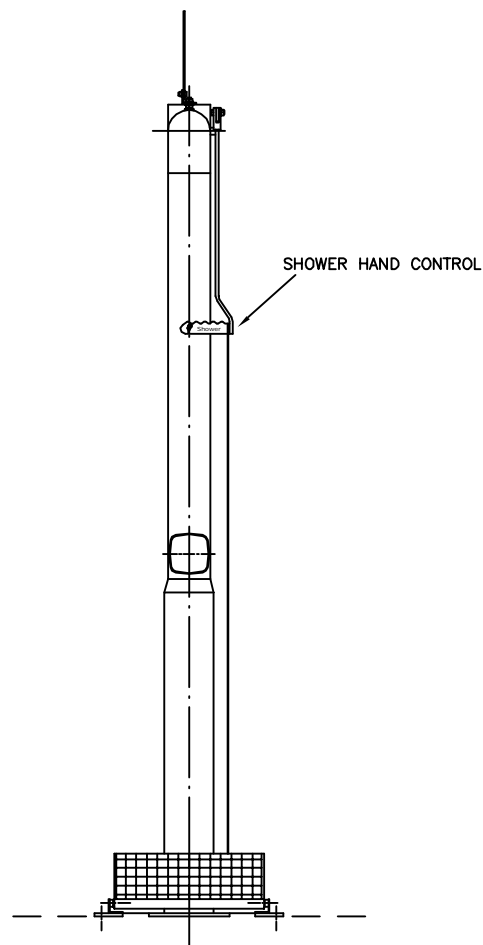
OPTIONS (Please indicate if required by marking the box next to the option)

Platform operation to the shower				
Shower and eye wash sign with mounting bracket				
Unit voltage	110v		230v	
Indicator light	Safe Area		Zone 1&2	
Proximity switch	Safe Area		Zone 1&2	

Galvanised or stainless steel pipe-work		Galv.		St/St	
SERVICES					
M20 cable entry to junction box Water inlet 1¼" BSP male Four base plate holes suitable for M12 fixings					
For dimensions, please refer to GA Drawing					
Please request a copy of the IOM manual for site installation information. ISO 9000 and CE (where applicable) certification available on request.					
AUTH:	SLA	DATE:	12/03/02	REV:	01

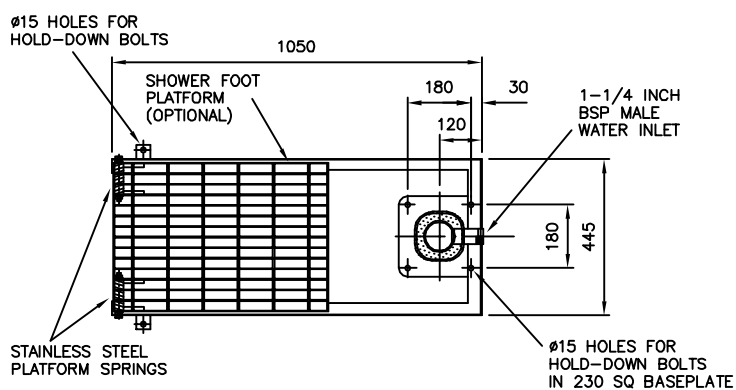


SIDE VIEW

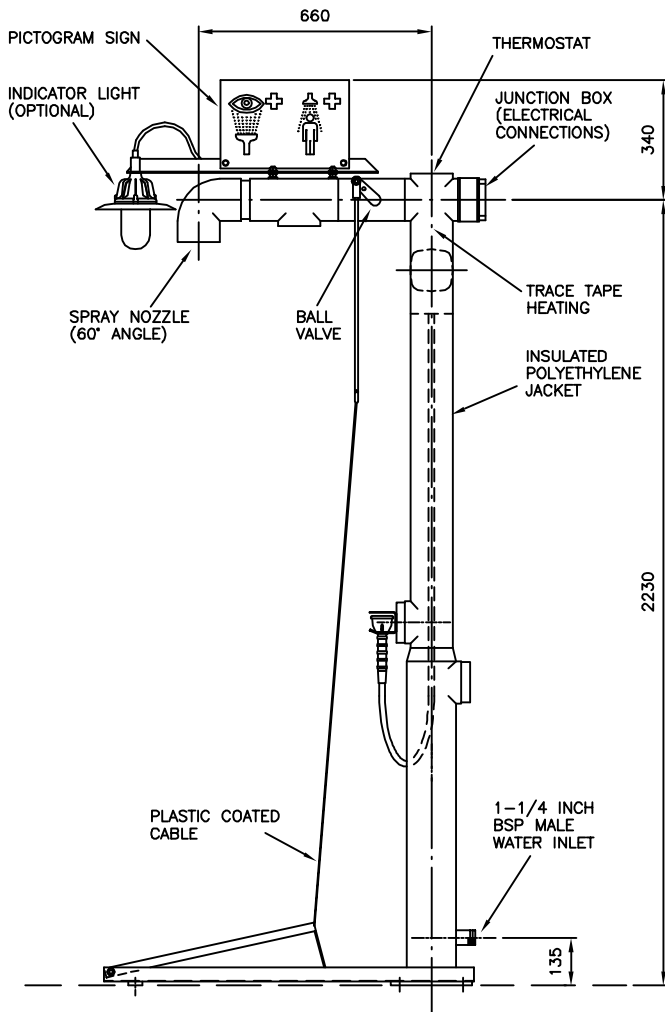


FRONT VIEW

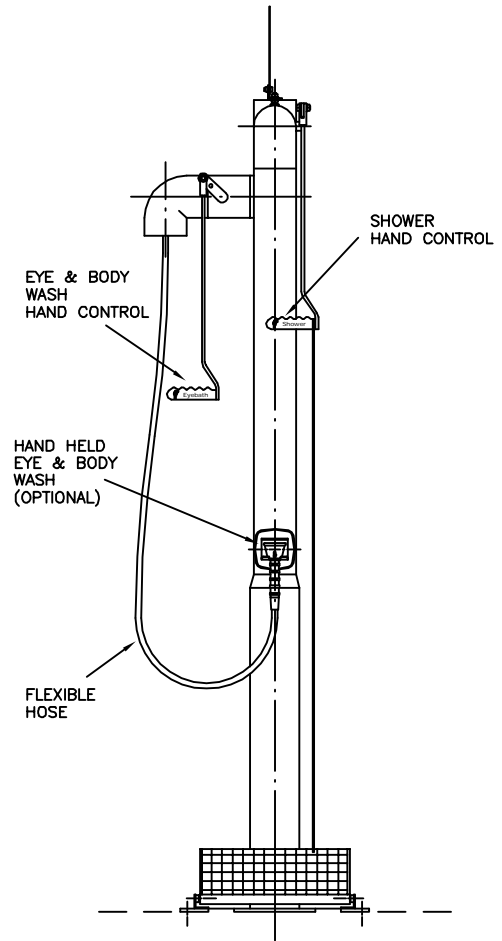
(LIGHT OMITTED FOR CLARITY)



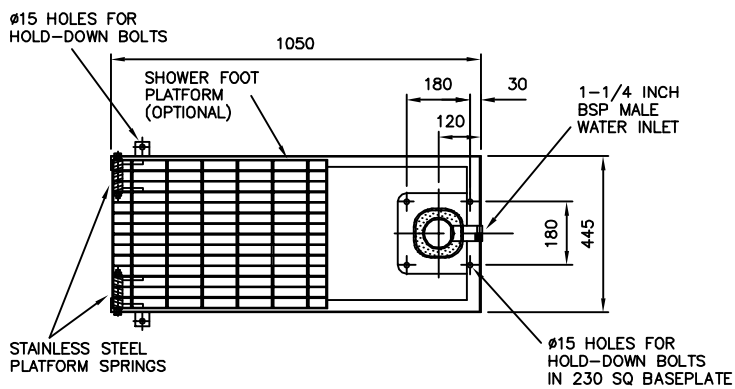
VIEW ON BASEPLATE



SIDE VIEW



FRONT VIEW
(INDICATOR LIGHT
OMITTED FOR CLARITY)



VIEW ON BASEPLATE

FROST PROTECTED SELF-SUPPORTING SHOWER
WITH HAND HELD EYE & BODY WASH

ARCO 55H6201